

A solid grey horizontal rectangular bar located in the top left corner of the page.

2024-26 Annexes



Annexes



2024-26 Financial and operational annexes

- Main assumptions and macroeconomics
- Total capex per business lines
- Generation installed capacity and production

Enel Chile corporate information

- Credit ratings
- Organization structure
- Asset's location
- Management

Main assumptions



Macroeconomics

GDP (%)		
2024	2025	2026
1.8	2.4	2.5

CPI (%)		
2024	2025	2026
3.4	2.7	3.0

Foreign exchange YE (CLP/USD)		
2024	2025	2026
818	820	828

Commodities

Henry Hub (USD/MMbtu)		
2024	2025	2026
3.7	4.0	4.3

Brent (USD/bbl)		
2024	2025	2026
84	81	75

Spot prices

Quillota spot price (USD/MWh)		
2024	2025	2026
62	51	48

Crucero spot price (USD/MWh)		
2024	2025	2026
59	49	46

Alto Jahuel spot price (USD/MWh)		
2024	2025	2026
62	51	47

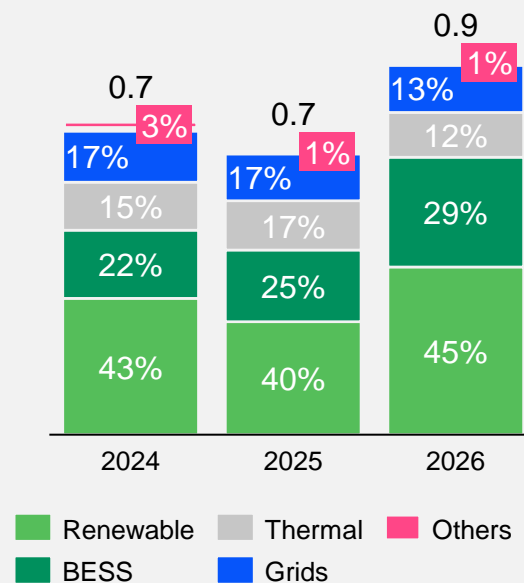
Capex by business lines

Total capex (USD bn)

Business lines	2024	2025	2026	2024-26
Renewable	0.3	0.3	0.4	1.0
BESS	0.2	0.2	0.3	0.6
Thermal	0.1	0.1	0.1	0.3
Grids	0.1	0.1	0.1	0.3
Others	0.0	0.0	0.0	0.0
Total	0.7	0.7	0.9	2.3



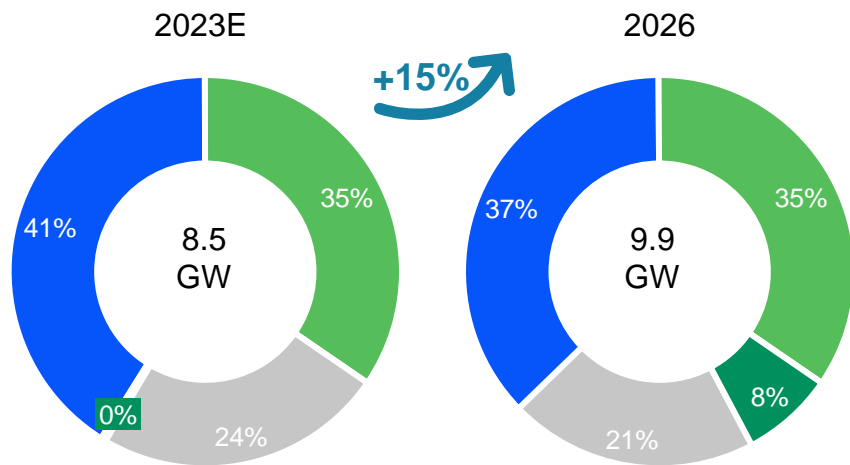
Capex 2024-26 allocation (USD bn)



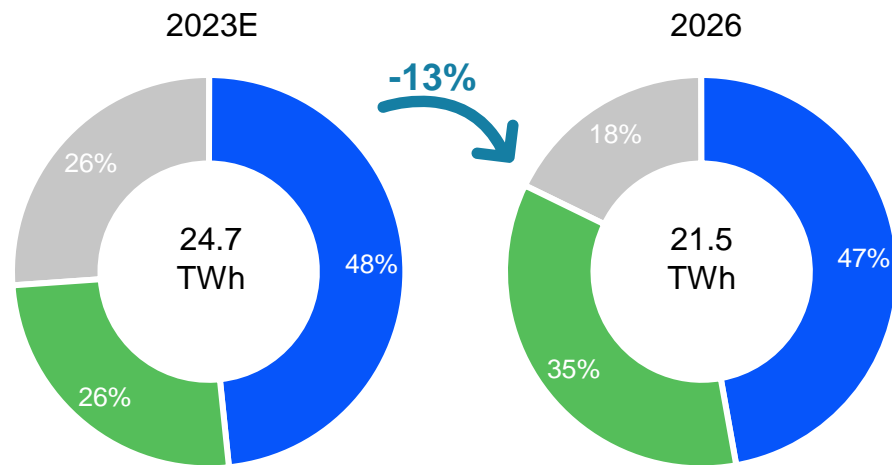
Installed capacity and production by technology



Net installed capacity (GW)



Net production (TWh)



■ Thermal ■ Hydro ■ Renewable (ex - hydro) ■ BESS

Credit ratings: Enel Chile and Enel Generación Chile



International market

Chilean market

Enel Chile

Standard & Poor's	Fitch Ratings
BBB Stable	BBB+ Stable

Enel Chile

Fitch Ratings	Feller Rate
AA+(cl) Stable	AA(cl) Stable

Enel Generación

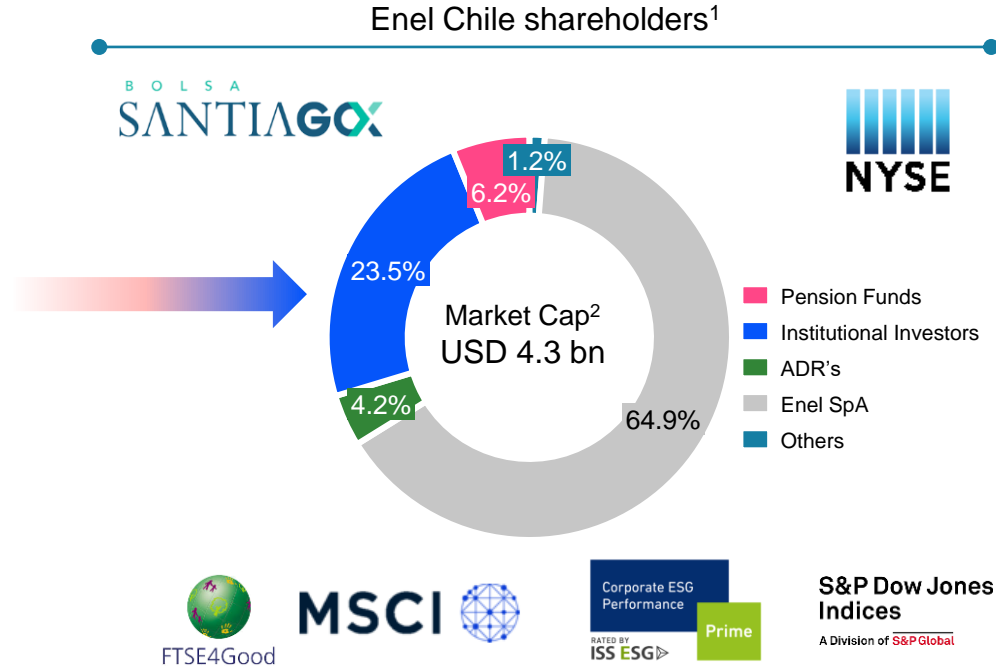
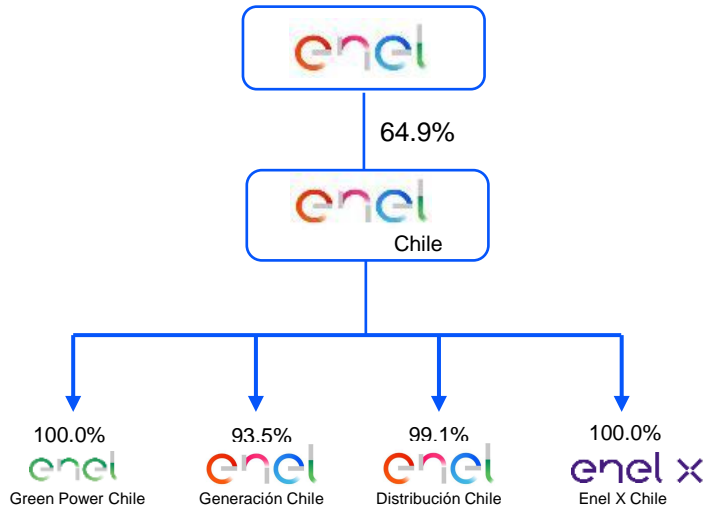
Standard & Poor's	Fitch Ratings
BBB Stable	BBB+ Stable

Enel Generación

Fitch Ratings	Feller Rate
AA+(cl) Stable	AA (cl) Stable



Organization structure



1. As of September 30, 2023.
 2. Market cap as of November 23, 2023.

Enel Chile is the largest utility player in Chile in installed capacity and number of clients




Integrated commercial strategy supported by solid and diversified assets

Enablers of decarbonization and electrification in Chile

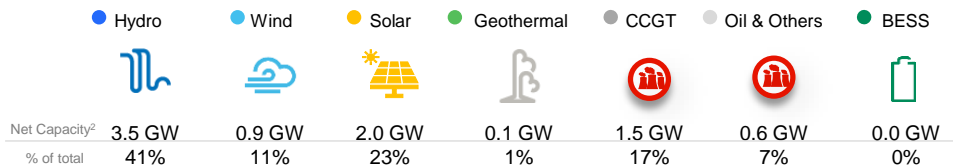
Bringing forward Zero emission to 2040 from 2050

Sustainable growth vehicle with ESG fully integrated into strategy

Leading the **renewable** sector in Chile

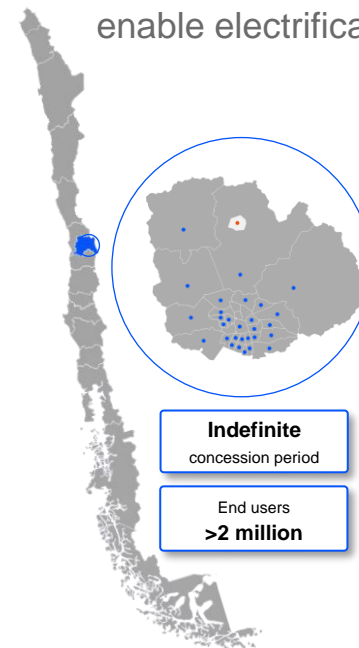


2.0 GW Thermal net installed Capacity



8.5 GW Total net installed capacity

Grid infrastructure to enable electrification



1. It includes renewable capacity and BESS.
2. Estimated data by 2023 end of year.

Management of the Company



F. Barderi (CEO)		Chief Executive Officer
G. Turchiarelli (CFO)		Chief Financial Officer
L. Schnaidt		People and Organization
D. Gomez		Regulation
J. Díaz		Internal Audit
P. Urzúa		Institutional Affairs Officer
A. Pinto		Safety
D. Valdés		Counsel
C. Vera		Communication

■ Enel Chile's main executives

M. Palomar		Sustainability & Community Relations
R. Puentes		Procurement
A. Barrios		Digital Solutions
M. Rinchi		Services & Security
K. Zapata (CEO)		Enel X Chile
J. Stancampiano (CEO)		Enel Generación Chile
V. Tavera (CEO)		Enel Distribución Chile
A. Hott (Energy & Commodity Mgmt.)		Enel Generación Chile

■ Enel Chile's subsidiaries

Strategic plan 2024-26

Disclaimer



This presentation contains statements that could constitute forward-looking statements within the meaning of the Private Securities Litigation Reform Act of 1995. These statements appear in a number of places in this announcement and include statements regarding the intent, belief or current expectations of Enel Chile and its management with respect to, among other things: (1) Enel Chile's business plans; (2) Enel Chile's cost-reduction plans; (3) trends affecting Enel Chile's financial condition or results of operations, including market trends in the electricity sector in Chile or elsewhere; (4) supervision and regulation of the electricity sector in Chile or elsewhere; and (5) the future effect of any changes in the laws and regulations applicable to Enel or its subsidiaries. Such forward-looking statements are not guarantees of future performance and involve risks and uncertainties. Actual results may differ materially from those in the forward-looking statements as a result of various factors. These factors include a decline in the equity capital markets of the United States or Chile, an increase in the market rates of interest in the United States or elsewhere, adverse decisions by government regulators in Chile or elsewhere and other factors described in Enel Chile's Annual Report and Form 20-F. Readers are cautioned not to place undue reliance on those forward-looking statements, which state only as of their dates. Enel Chile undertakes no obligation to release publicly the result of any revisions to these forward-looking statements. This presentation does not constitute a recommendation regarding the securities of the Company. This presentation does not contain an offer to sell or a solicitation of any offer to buy any securities issued by Enel Chile or any of its subsidiaries. The figures included in this presentation are rounded.

Strategic plan 2024-26

Contact us



Isabela Klemes

Head of Investor Relations Enel Chile

Investor Relations team

Catalina González

Claudio Ortiz

Carla Rojas

Francisco Basauri - ESG

Monica de Martino - NY Office



Contacts

Email ir.enelchile@enel.com

Channels – Follow us



Website
Enel.cl



Download the investor relations app



Mobile App
Enel Investors

iOS



Android

