

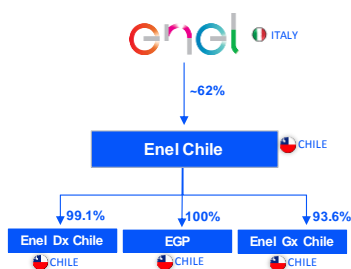
Fact Sheet 1H 2018

Enel Chile

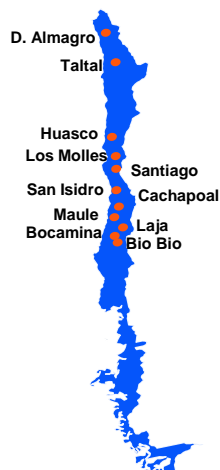
- We are an integrated utility company with operations in Chile.
- We are engaged in the Conventional Generation, in the Energy Distribution and the Non Conventional Renewable Generation Businesses.
- Enel Chile is controlled by the Enel Group, one of the largest power companies in Europe.



Ownership Structure



Conventional Generation



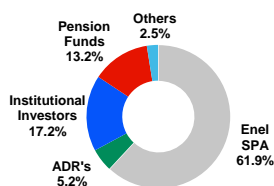
NCRE Generation



Energy Distribution



Enel Chile Shareholders



Enel Generación Chile
 Installed Capacity 6.4 GW
 Market Share Gx¹ 32%
 Generation 2017 17.1 TWh

1: In terms of Energy Sales

Enel Green Power Chile
 Installed Capacity 1.2 GW
 Generation 2017 3.1 TWh

Enel Distribución Chile
 Customers 1.9 Million
 Concession period Indefinite
 Energy distributed 2017 16.4TWh

Consolidated Financial Data

(US\$ million)	1H 2017	1H 2018
Revenues	1,977	1,845
EBITDA	501	555
(US\$ million)	Dec-17	Jun-18
Total Assets	8,573	10,845
Net Debt	590	3,666
Leverage	0.5	0.98
Ratios	1H 2017	1H 2018
Financial Exp. Coverage (Times)	15.15	6.89
Ev/ Ebitda (x)	8.18	7.74

Figures in US\$ as reported in respective Press Releases

Risk Rating Classification – Investment Grade

International Ratings	
Standard & Poor's	BBB+ with stable outlook
Moody's	Baa2 with stable outlook
Local Ratings	
Fitch Ratings	AA(c) / Positive
Feller Rate	AA / Stable

Relevant Stocks Presence

Enel Chile			Enel Generación Chile			Enel Distribución Chile		
Stock Market	Ticker Symbol	Price 1H 2018 ²	Stock Market	Ticker Symbol	Price 1H 2018 ²	Stock Market	Ticker Symbol	Price 1H 2018
Bolsa de Santiago	ENELCHIL	64.49 (CLP/Share)	Bolsa de Santiago	ENELGXCH	438.5 (CLP/Share)	Bolsa de Santiago	ENELDXCH	1420.00 (CLP/Share)
NYSE	ENIC	4.88 (USD/ADR)	NYSE	EOCC	20.01 (USD/ADR)			

2: Closing price as of June 30, 2018

Distribution

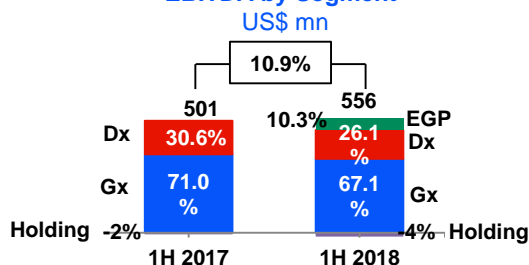
- Represents 25% of our consolidated EBITDA
- Energy sales 1H18: 8.3 TWh
- Clients: 1.9 million



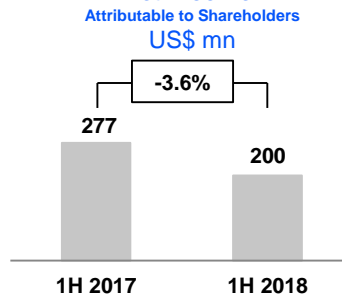
Generation

- Represents 75% of our consolidated EBITDA
- Energy sales 1H18: 11.5 TWh
- Installed Capacity: 7.5 GW

EBITDA by Segment¹



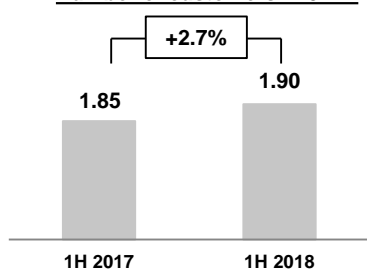
Net Income¹



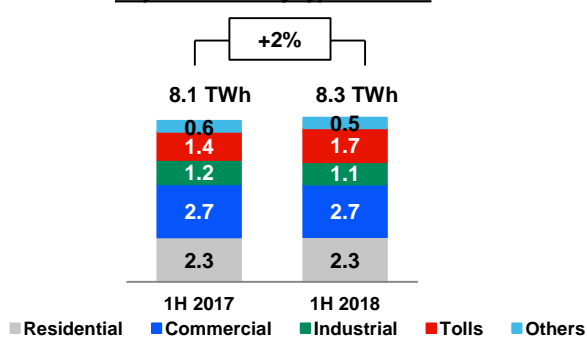
1: Since the reorganization known as the Elqui Project became effective this past April 2, Enel Chile added 100% of the Enel Green Power business in Chile as of that date

Distribution Business

Number of customers: 1.9 mn

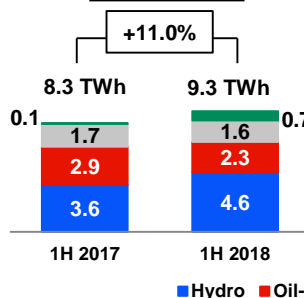


Physical sales by type of client

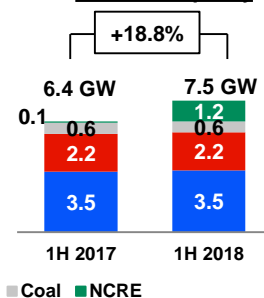


Generation Business

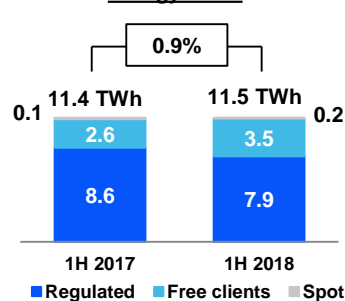
Generation Mix



Installed capacity

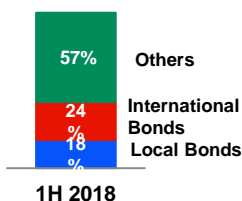


Energy Sales

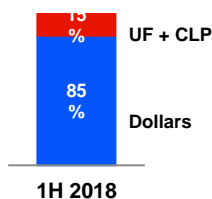


Gross Debt US\$ 3,924 million

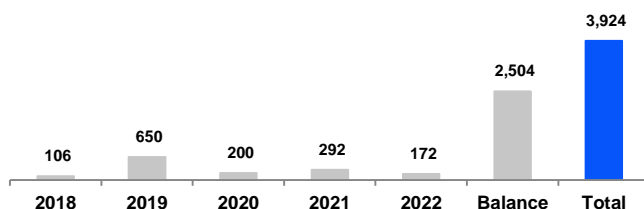
Gross Debt by Type



Gross Debt by Currency



Debt Maturities US\$ Million



Liquidity breakdown:

- Cash & Cash equivalents and others: US\$ 257 mn
- Committed Credit Lines: US\$ 369 mn
- Average life of debt: 7 years