

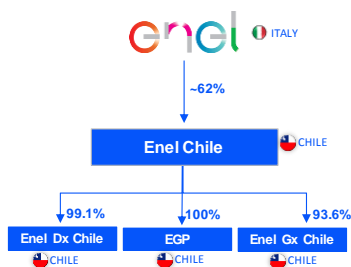
Fact Sheet FY 2018

Enel Chile

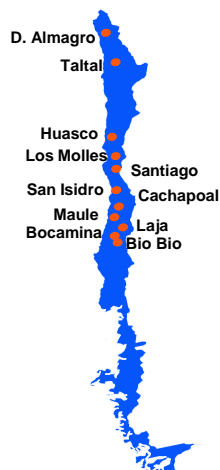
- We are an integrated utility company with operations in Chile.
- We are engaged in the Conventional Generation, in the Energy Distribution and the Non Conventional Renewable Generation Businesses.
- Enel Chile is controlled by the Enel Group, one of the largest power companies in Europe.



Ownership Structure



Conventional Generation



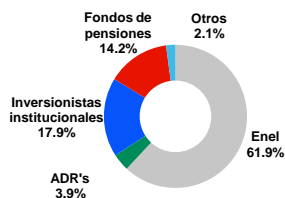
NCRE Generation



Energy Distribution



Enel Chile Shareholders



Enel Generación Chile
 Installed Capacity 6.3 GW
 Market Share Gx¹ 33%
 Generation 2018 17.3 TWh

1: In terms of Energy Sales

Enel Green Power Chile
 Installed Capacity 1.2 GW
 Generation 2018¹ 2.7 TWh

1: Enel Chile consolidates EGP since April, 2018.

Enel Distribución Chile
 Customers 1.9 Million
 Concession period Indefinite
 Energy distributed 2018 16.8TWh

Consolidated Financial Data

(US\$ million)	FY 2017	FY 2018
Revenues	3,936	3,834
EBITDA	1,153	1,391
(US\$ million)	Dec-17	Dec-18
Total Assets	8,206	10,790
Net Debt	590	3,280
Leverage	0.5	1.04
Ratios	FY 2017	FY 2018
Financial Exp. Coverage (Times)	16.77	6.81
Ev/ Ebitda (x)	6.38	6.97

Risk Rating Classification – Investment Grade

International Ratings	
Standard & Poor's	BBB+ with stable outlook
Moody's	Baa2 with stable outlook
Local Ratings	
Fitch Ratings	AA(c) / Positive
Feller Rate	AA / Stable

Relevant Stocks Presence

Enel Chile			Enel Generación Chile			Enel Distribución Chile		
Stock Market	Ticker Symbol	Price FY 2018	Stock Market	Ticker Symbol	Price FY 2018 ²	Stock Market	Ticker Symbol	Price FY 2018
Bolsa de Santiago	ENELCHIL	66.97 (CLP/Share)	Bolsa de Santiago	ENELGXCH	417.78 (CLP/Share)	Bolsa de Santiago	ENELDXCH	1418.00 (CLP/Share)
NYSE	ENIC	4.93 (USD/ADR)	NYSE	EOCC	16.51 (USD/ADR)			

2: Closing price as of December 28, 2018

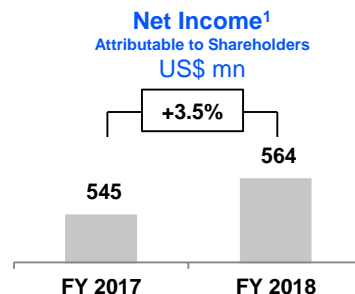
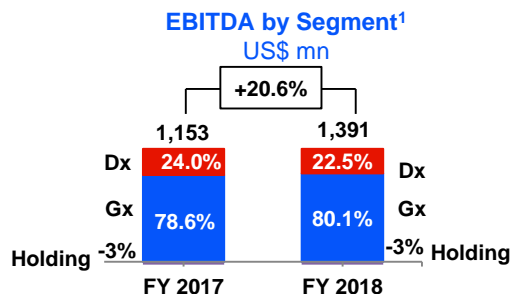
Distribution

- Represents 22% of our consolidated EBITDA
- Energy sales FY18: 16.8 TWh
- Clients: 1.92 million



Generation

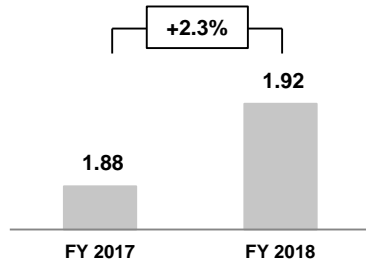
- Represents 78% of our consolidated EBITDA
- Energy sales FY18: 24.4 TWh
- Installed Capacity: 7.5 GW



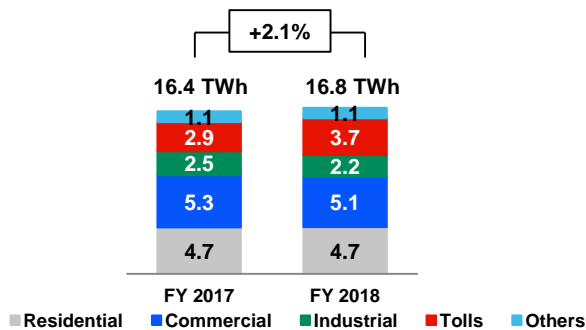
1: Since the reorganization known as the Elqui Project became effective this past April 2, Enel Chile added 100% of the Enel Green Power business in Chile as of that date

Distribution Business

Number of customers: 1.92 mn

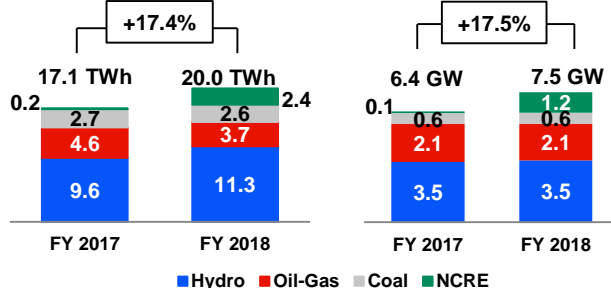


Physical sales by type of client

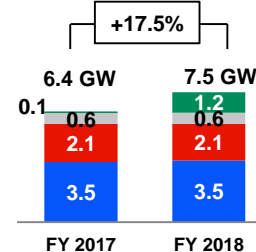


Generation Business

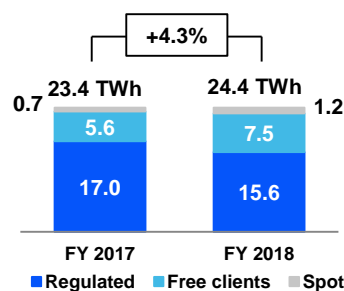
Generation Mix



Installed capacity

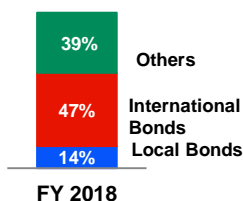


Energy Sales

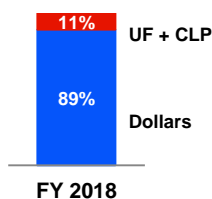


Gross Debt US\$ 3,634 million

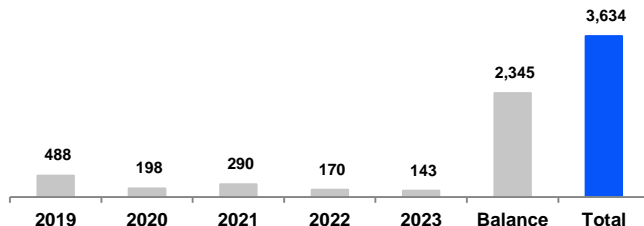
Gross Debt by Type



Gross Debt by Currency



Debt Maturities US\$ Million



Liquidity breakdown:

- Cash & Cash equivalents and others: US\$ 257 mn
- Committed Credit Lines: US\$ 369 mn
- Average life of debt: 7 years