

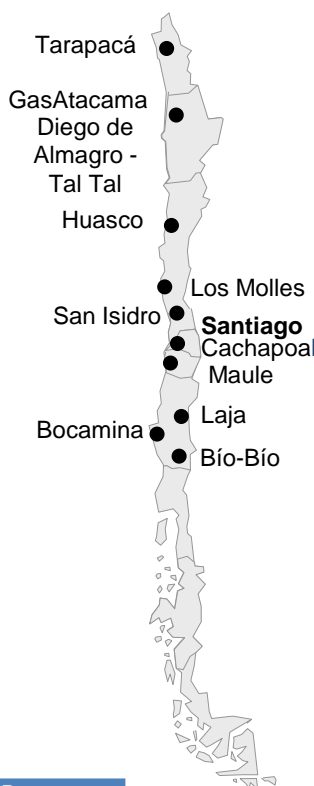
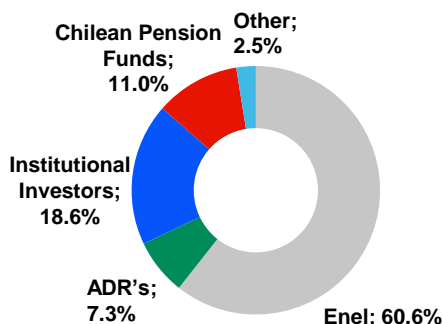
Fact Sheet 1H 2017

Enel Chile

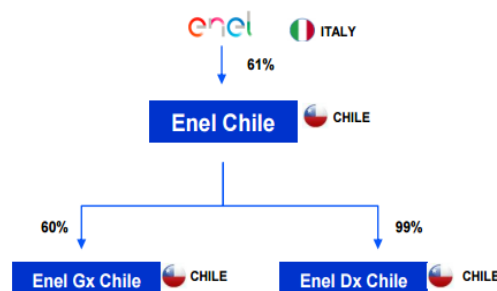
- We are an integrated utility company with operations in Chile.
- We are engaged in the electricity Distribution and Generation businesses.
- Enel Chile is controlled by the Enel Group, one of the largest power companies in Europe.



Ownership Structure



Organization



CHILE
Generation / Enel Generación Chile
 Installed Capacity 6.4 GW
 Market Share Gx¹ 33.9%

1: In terms of Energy Sales

CHILE
Distribution / Enel Distribución Chile
 Customers 1.9 Million
 Energy Sales (1H17) 8.1 TWh

Consolidated Financial Data

(US\$ million)	1H 2016	1H 2017
Revenues	1,943	1,834
EBITDA	574	464
(US\$ million)	FY 2016	1H 2017
Total Assets	8,163	7,938
Net Debt	906	1,075
Leverage	0.56	0.46
(US\$ million)	1H 2016	1H 2017
Financial Exp. Coverage	36.96	15.15

Figures in US\$ as reported in respective Press Releases

Risk Rating Classification

Investment Grade

International Ratings

Standard & Poor's

BBB+ with stable outlook

Local Ratings

Fitch Ratings

AA(cl) / Positive

Feller Rate

AA / Stable

Relevant Stocks Presence

Enel Chile

Stock Market	Ticker Symbol	Price 1H 2017 ²
Bolsa de Santiago	ENELCHIL	72.80 (CLP/Share)
NYSE	ENIC	5.50 (USD/ADR)

Enel Generación Chile

Stock Market	Ticker Symbol	Price 1H 2017 ²
Bolsa de Santiago	ENELGXCH	500.20 (CLP/Share)
NYSE	EOCC	22.64 (USD/ADR)

Enel Distribución Chile

Stock Market	Ticker Symbol	Price 1H 2017 ²
Bolsa de Santiago	ENELDXCH	1245.10 (CLP/Share)

2: Closing price as of June 30, 2017

Distribution

- Represents 30% of our consolidated EBITDA
- Energy sales: 8.1 TWh
- Clients: 1.9 million

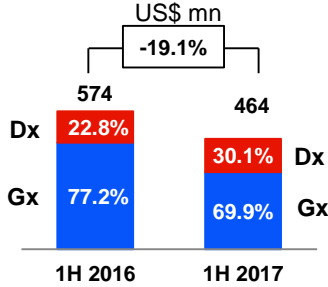


Generation

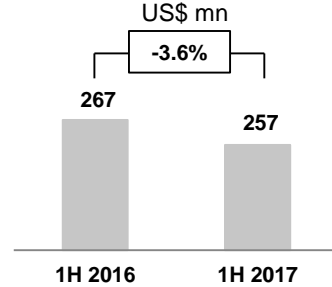
- Represents 70% of our consolidated EBITDA
- Energy sales: 11.4 TWh
- Installed Capacity: 6.4 GW



EBITDA by Segment¹

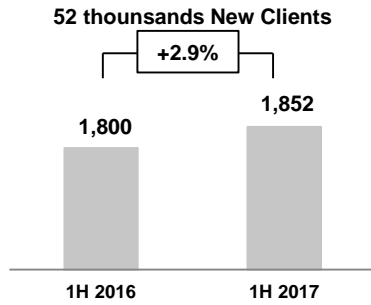


Net Income¹

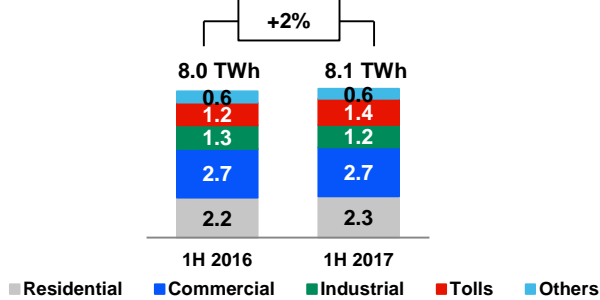


1: Proforma Financial Statement includes 6 months in 1H16 for a better understanding

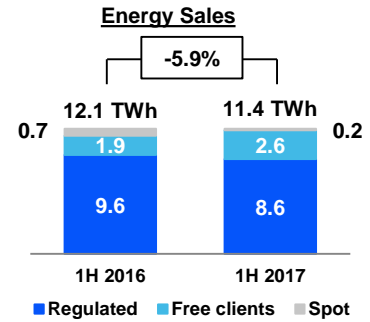
Distribution Business



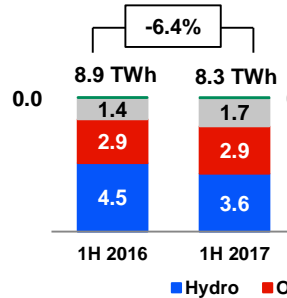
Physical sales by type of client



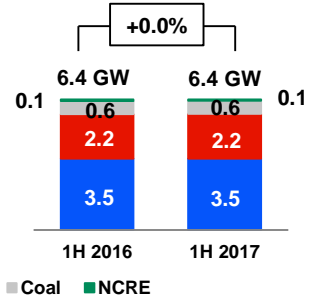
Generation Business



Generation Mix

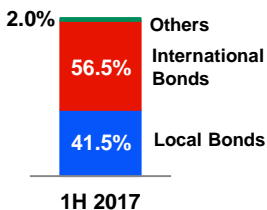


Installed capacity

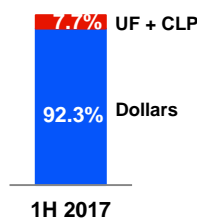


Gross Debt US\$ 1,269 million

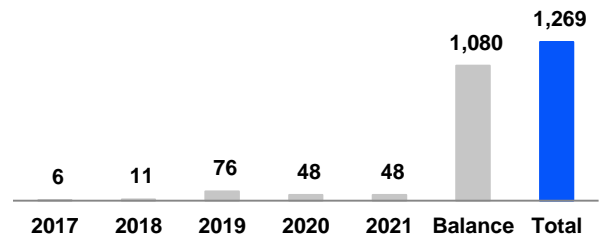
Gross Debt by Type



Gross Debt by Currency



Debt Maturities US\$ Million



Liquidity breakdown;

- Cash: US\$ 194 mn
- Committed Credit Lines: US\$ 314 mn
- Average life of debt: 10 years