

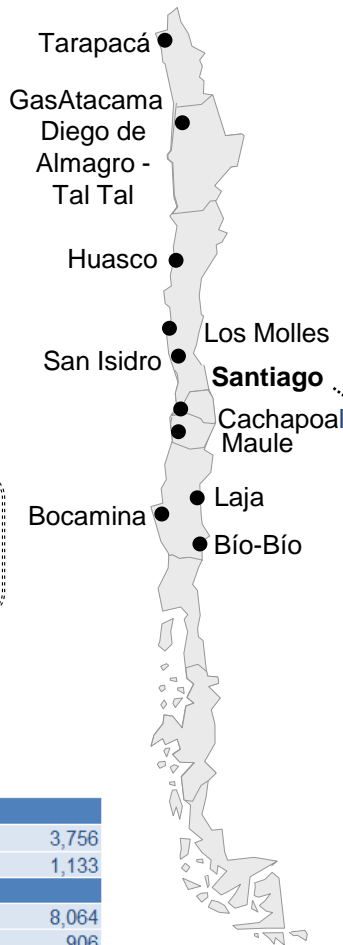
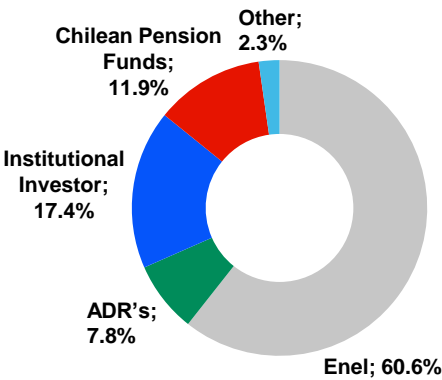
Fact Sheet 2016

Enel Chile

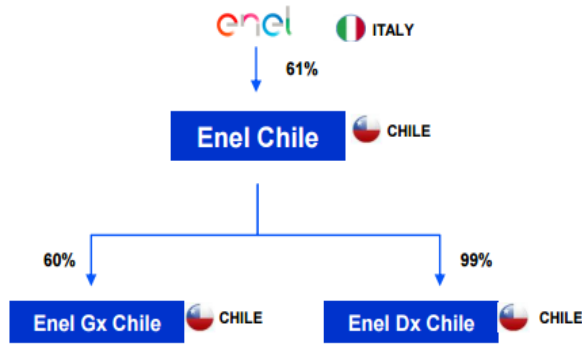
- We are an integrated utility company with presence in Chile.
- We are engaged in the electricity Distribution and Generation businesses.
- Enel Chile is controlled by the ENEL Group, a worldwide energy leader.



Ownership Structure



Organization



CHILE
Generation / Enel Generación Chile
 Installed Capacity 6.4 TWh
 Market Share Gx 34.9%

CHILE
Distribution / Enel Distribución Chile
 Customers 1.8 Million
 Sales 15.9 TWh

Consolidated Financial Data

(US\$ million)	FY 2015	FY 2016
Revenues	3,545	3,756
EBITDA	998	1,133
(US\$ million)	FY 2015	FY 2016
Total Assets	7,499	8,064
Net Debt	1,071	906
Leverage	0.66	0.56
(US\$ million)	FY 2015	FY 2016
Financial Exp. Coverage	6.06	16.17

Figures in US\$ as reported in respective Press Releases

Relevant Stock Presence

Stock Market	Ticker Symbol	Price FY 2016 ¹
Bolsa de Santiago	ENELCHILE	61.30 (CLP/Share)
NYSE	ENIC	4.49 (USD/ADR)

¹ Closing price as of December 31, 2016

Risk Rating Classification

Investment Grade

International Ratings

Standard & Poor's

BBB+ with stable outlook

Local Ratings

Feller Rate AA(c) / Stable

Fitch Ratings AA / Positive



Distribution

- Represents 24% of our consolidated EBITDA
- Total sales: 15.9 TWh
- Total clients: 1.8 million

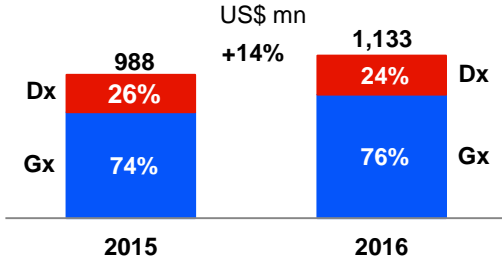


Generation

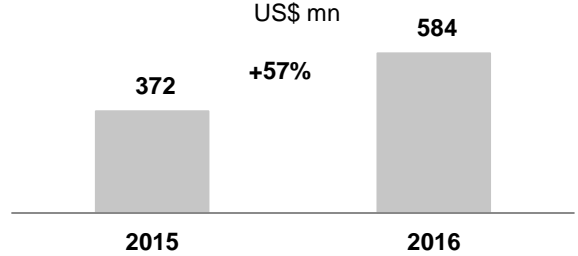
- Represents 76% of our consolidated EBITDA
- Total sales: 23.7 TWh
- Total Installed Capacity: 6.4 TWh



EBITDA by Segment

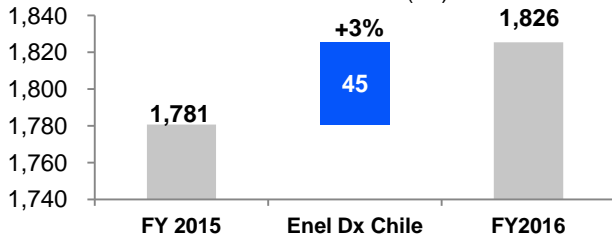


Net Income

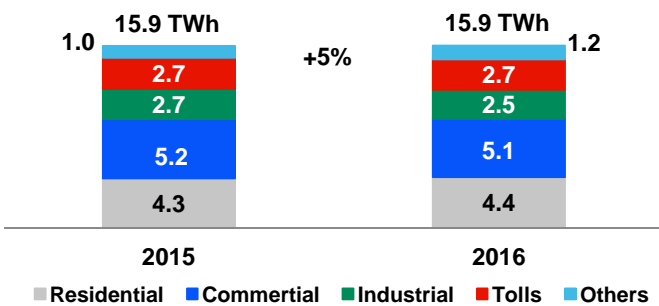


Distribution

45 thousands New Clients
Number of clients (Th)

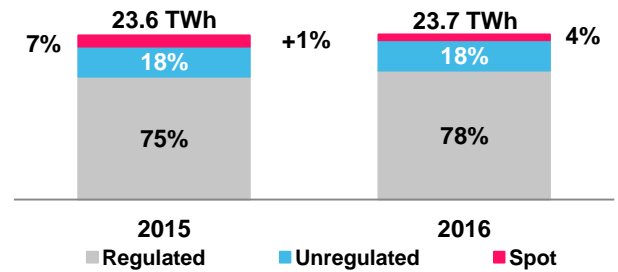


Physical sales by type of client

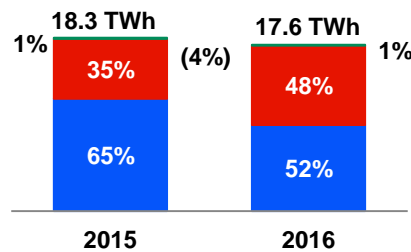


Generation

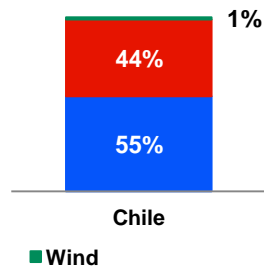
Energy Sales



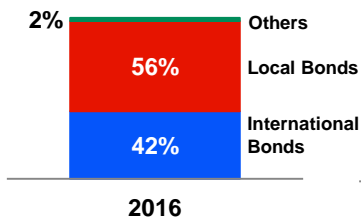
Generation Mix



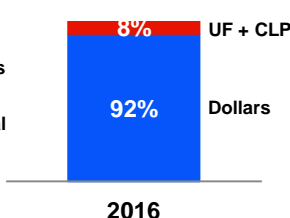
Installed capacity



Gross Debt by Type

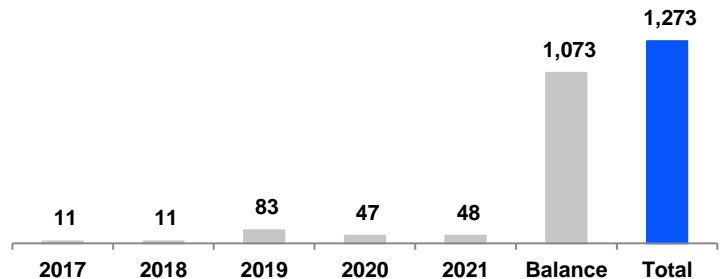


Gross Debt by Currency



Gross Debt US\$ 1,478 million

Debt Maturities US\$ Million



Liquidity breakdown;

- Cash: US\$ 367 mn
- Committed Credit Lines: US\$ 512 mn
- Average life of debt: 11 years