

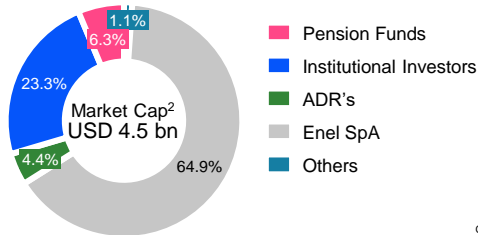
Enel Chile

Fact Sheet FY 2023



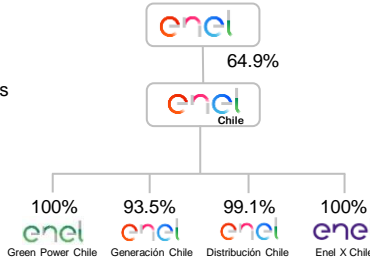
- We are an integrated utility company with operations in Chile.
- We are engaged in the Generation (76% Renewables) and the Distribution businesses, and also in other energy-related services.
- We fight climate change through electrification and decarbonization, leading the energy transition through an integrated business model.
- We anticipated our ambition to reach zero emission by 2040.

Enel Chile shareholders¹



1. As of December 31, 2023
2. As of December 29, 2023
3. Enel Chile ADR ratio: 1/50

Main subsidiaries¹




Stock presence

Stock market	Ticker	Closing price ²
Santiago Stock Exchange	ENELCHILE	57.0 (CLP/Share)
NYSE	ENIC	3.2 (USD/ADR) ³

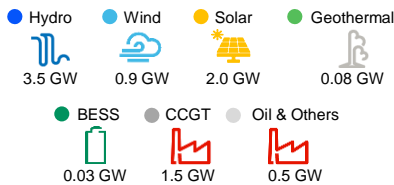


Leading the energy transition in Chile through renewables

6.5GW Renewable + BESS Net installed capacity

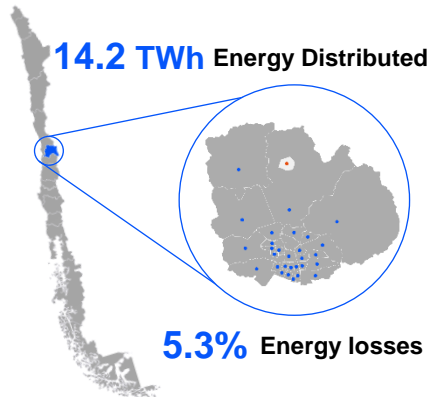


8.5GW Total net installed capacity



Grid infrastructure to enable electrification

Distribution FY 2023



End users **>2.1 million**

Indefinite concession period

Electricity for a decarbonized future

- 82k** e-Home services¹
- 598** Electrification^{2,3} (accumulated GWh since 2019)
- 368k** Public lighting³
- 2.8k** Charging Points^{3,4}

1. Includes assistance services, air conditioning and photovoltaic panels; 2. Includes all e-buses, charging points through Enel X Chile and Enel X Way Chile, full electric buildings and air conditioning / heating sold; 3. Cumulative figures; 4. Public, private and served e-buses charging points.

Consolidated Financial Data

(USD mn)	FY 2022	FY 2023
Revenues ¹	5,901	5,215
EBITDA ^{1,4}	879	1,237

(USD mn)	FY 2022 ²	FY 2023 ³
Total Assets	13,928	13,492
Net Debt	3,637	3,765
Net debt/EBITDA	2.7x	3.0x

1. Average exchange rate as of December 31, 2023: 839.91 CLP/USD.
 2. Closing exchange rate as of December 31, 2022: 851.95 CLP/USD.
 3. Closing exchange rate as of December 31, 2023: 877.12 CLP/USD.
 4. FY 2022 figures adjusted by the Coal Stock Impairment and projects write-off: 124 USD mn. 2022 figures exclude Enel Transmisión Chile and Shell one-off agreement: 643 USD mn.

ESG Ratings

Agency	Rating 2023 ⁵
S&P Global	86 (Scale from 0 to 100)
CDP	A- (Scale from D- to A)
MSCI	AA (Scale from CCC to AAA)
FTSE Russell	4.5 (Scale from 0 to 5)
Moody's ESG Solutions	68 (Scale from 0 to 100)
ISS ESG	-B (Scale from C- to A+)
REFINITIV	88 (Scale from 0 to 100)

5. As of February 13, 2024.

Credit Ratings

International Ratings	
Standard & Poor's	BBB / Stable
Fitch Ratings	BBB+ / Stable

Local Ratings	
Fitch Ratings	AA+(cl) / Stable
Feller Rate	AA(cl) / Stable

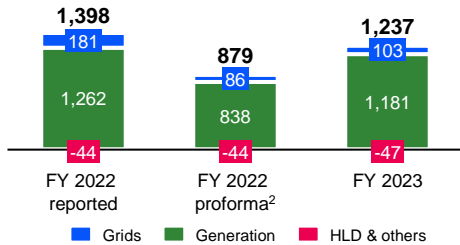


Enel Chile

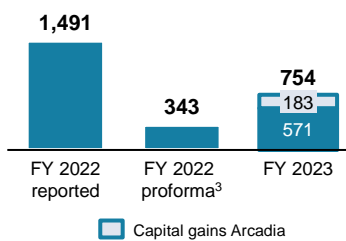
Fact Sheet FY 2023



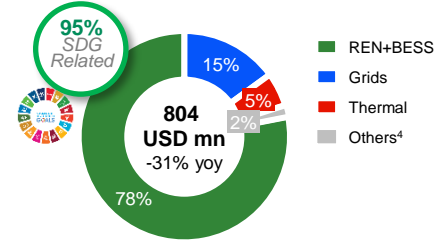
Adjusted EBITDA by Segment¹ USD mn



Adjusted Net Income¹ USD mn



Gross capex by business USD mn



1. Average exchange rate for the period of 839.91 CLP/USD.
 2. FY 2022 figures adjusted by the Coal Stock Impairment and projects write-off: 124 USD mn. 2022 figures exclude Enel Transmisión Chile and Shell one-off agreement: 643 USD mn.
 3. FY 2022 figures adjusted by the Coal Stock Impairment and projects write-off: 83 USD mn. 2022 figures exclude Enel Transmisión and Shell one-off agreement: 1,230 USD mn.
 4. It includes Enel X.

Distribution business

	FY 2022	FY 2023		FY 2022	FY 2023
Clients (mn)	2.1	2.1	SAIDI ² (min.)	146	122
Energy Distributed (TWh) ¹	14.1	14.2	SAIFI ² (#)	1.3	1.3
Telecontrol (#'000)	2.7	2.8	Energy losses ³ (%)	5.1	5.3

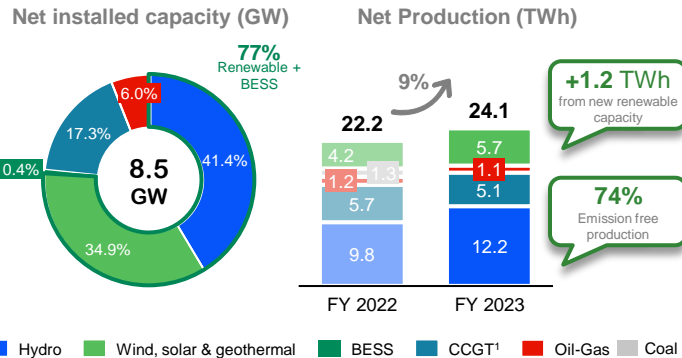
Improving our client's journey through new digitalized channels...



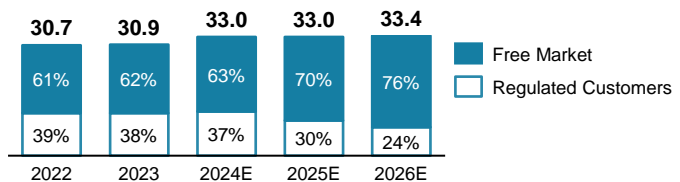
2.1 mn Clients served
79% Digital payments
691k E-Billings
800k Clients APP users
65% Clients digital interactions



Generation business



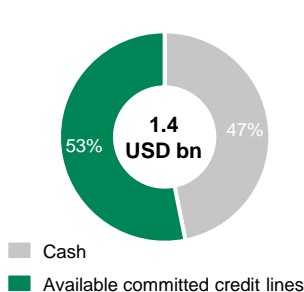
PPAs profile (TWh)²



1. Combined Cycle Gas Turbine.
 2. Includes free and regulated sales. 2024-2026 Strategic Plan database published on November 27, 2023.

Enel Chile consolidated Net Debt USD 3,765 mn

Liquidity position (USD bn)



USD dominated gross debt: **93%**
 Fixed rated gross debt: **88%**
 Average debt maturity: **6.1 years**
 Cost of debt: **4.9%**



Debt maturities (USD bn)

