

Fact Sheet H1 2021

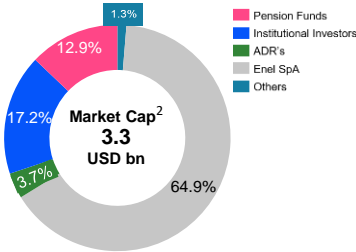
Enel Chile



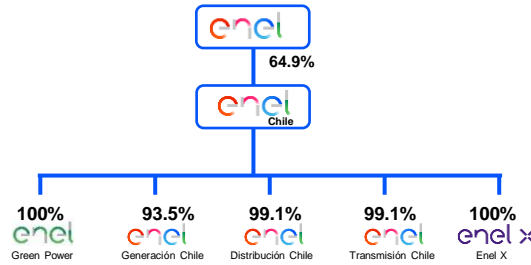
- We are an integrated utility company with operations in Chile.
- We are engaged in the Generation, mainly Renewables, Distribution, Transmission and Services Businesses.
- We are leading the Energy Transition and Decarbonization in Chile.
- We are one of the best performers on ESG in Latam.
- Our goal is to reach a 64% reduction in our direct CO2 emissions by 2023.



Enel Chile Shareholders¹



Main subsidiaries¹



Stock Presence¹

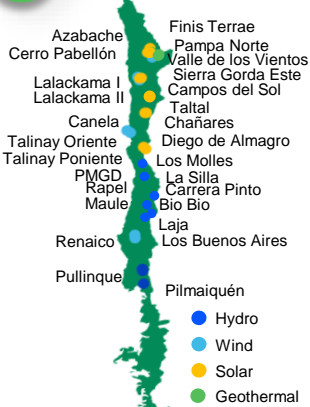
Stock Market	Ticker	Closing price
Bolsa de Santiago	ENELCHIL	42.25 (CLP/Share)
NYSE	ENIC	2.95 (USD/ADR)



1. As of June 30, 2021
2. Market Cap as of August 12, 2021.

Market Presence

4.9 GW
Renewable net installed capacity



Net installed Capacity

Hydro	Wind	Solar	Geothermal
3.6GW	0.6GW	0.6GW	0.07GW

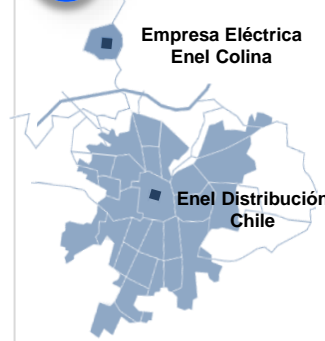
2.4 GW
Thermal net installed capacity



Net installed Capacity

Coal	CCGT	Oil & Others
0.3GW	1.5GW	0.6GW

7.9 TWh
Energy distributed in H1 2021*



End users
+2 million

Indefinite
concession period

* Data only for Enel Distribution concession area

926
Charging points throughout Chile¹⁻²



Enel X Figures

Public Buses*	493 ²
Public Lighting*	302 ²
e-Home Services ³ (*000)	59

1. Public and private charging points. Also include e-buses charging points
2. Cumulative figure as of June 30, 2021.
3. Includes insurance services, air conditioning and photovoltaic panels

Consolidated Financial Data

(US\$ mn)	1H 2020	1H 2021
Revenues ¹	1,787	1,781
EBITDA ¹⁻³	569	454
(US\$ mn)	Dec-20	Jun-21
Total Assets ²	10,916	11,306
Net Debt ²	3,525	3,939
Leverage	1.20	1.39

ESG Ratings

Agency	Rating
S&P Dow Jones	Chile MILA Emerging Markets Sustainability Yearbook (Silver Class) 88 pts. Nov-20
FTSE Russell (FTSE 4 GOOD)	Emerging Market Latin America EM Market 4.0 Pts Jun-21
MSCI	"AA" rate AA Rating Aug-21
Moody's ESG Solutions	Top 100 EM performers 57 Pts May-21

Credit Rating - Investment Grade

International Ratings	
Standard & Poor's	BBB+ / Stable
Moody's	Baa2 / Stable
Fitch Ratings	A- / Stable
Local Ratings	
Fitch Ratings	AA+(cl) / Positive
Feller Rate	AA(cl) / Stable

1. Average exchange rate as of June, 2021: 720.36 CLP/USD
2. Final exchange rate as of June 30, 2021: 724.11 CLP/USD
3. Adjusted by the coal stock impairment for Bocamina II and the voluntary retirement program in EBITDA as of H1 2021 (46 USD mn) and the net effect in Net income (31 USD mn). H1 2020 adjusted by the coal stock impairment for Bocamina II (17 USD mn) and the net effect in Net income (672 USD mn).

Distribution & Transmission

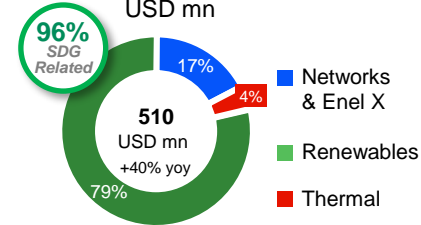
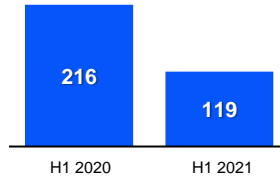
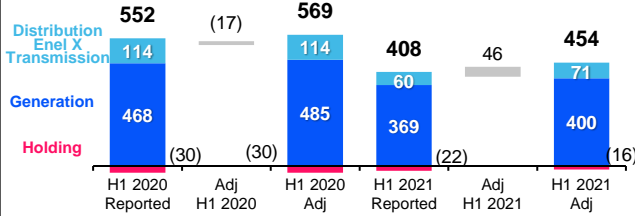


Generation

EBITDA by Segment¹ USD mn

Adjusted Net Income¹ USD mn

Gross capex by business USD mn



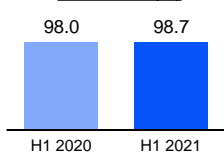
1. Adjusted by the coal stock impairment for Bocamina II and the voluntary retirement program in EBITDA as of H1 2021 (46 USD mn) and the net effect in Net income (31 USD mn). H1 2020 adjusted by the coal stock impairment for Bocamina II (17 USD mn) and the net effect in Net income (672 USD mn).

Distribution Business

Main KPIs

	H1 2020	H1 2021
Clients (mn)	2.0	2.0
Energy Distributed (TWh) ¹	7.7 ²	7.9 ²
Telecontrol (#)	2,249	2,453
SAIDI ³ (min.)	168	151
Energy losses ⁴ (%)	5.2	5.0

Collection (%)



Current Billing agreements

62.9k

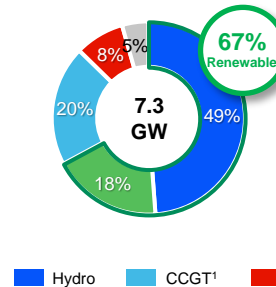
50% under Basic Services Law

494k users

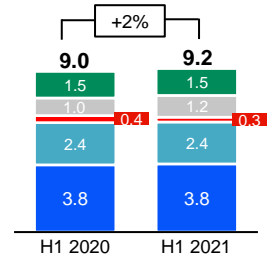
already downloaded the Enel Distribución APP as of June 2021

Generation Business

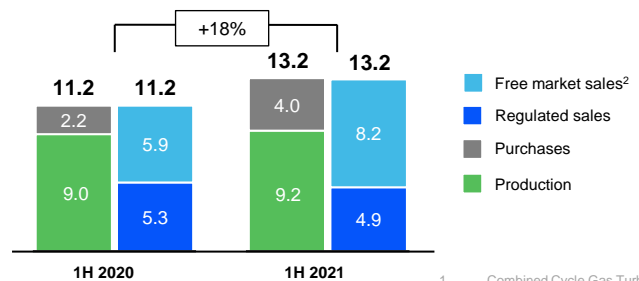
Net installed capacity



Generation Mix (TWh)



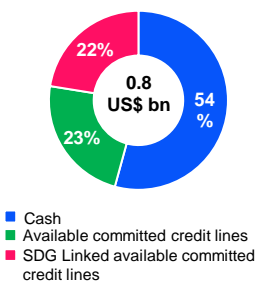
Energy Balance (TWh)



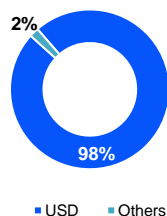
1. Combined Cycle Gas Turbine
2. Includes spot sales

Enel Chile consolidated Net Debt USD 3,939 mn

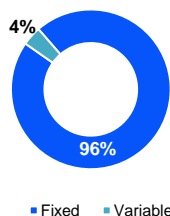
Liquidity position (USD Bn)



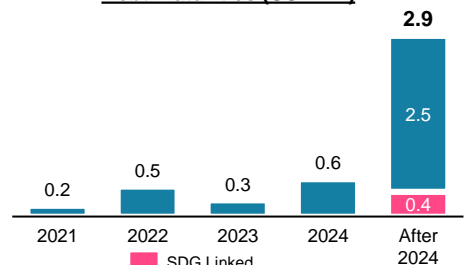
Gross Debt by Currency



Gross Debt by Interest type



Debt Maturities (USD Bn)



• Average debt maturity: 6.2 years

• Cost of debt: 4.6% (vs. 4.6% H1 2020)

