

Enel Chile

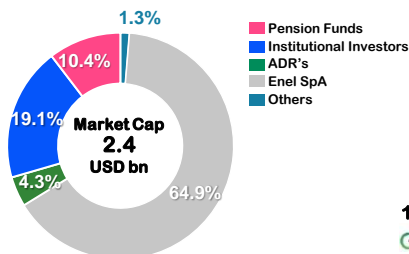
Fact Sheet FY 2021



- > We are an integrated utility company with operations in Chile.
- > We are engaged in the Generation, mainly Renewables, Distribution, Transmission and Services Businesses.
- > We are leading the Energy Transition, Electrification and Decarbonization in Chile.
- > We anticipated our goal to reach carbon neutrality by 2040.
- > Our 2024 CO2 emissions goal is <math><90\text{gCO}_2\text{e/kWh}</math>.

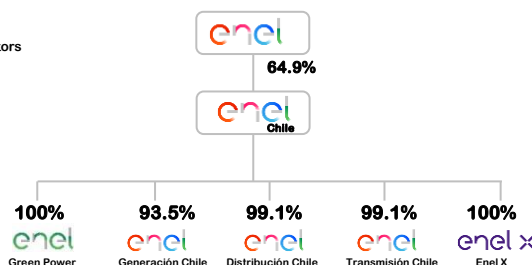


Enel Chile Shareholders¹



1. As of December 31, 2021

Main subsidiaries¹




Stock Presence¹

Stock Market	Ticker	Closing price
Bolsa de Santiago	ENELCHIL	29.8 (CLP/Share)
NYSE	ENIC	1.81 (USD/ADR)



Leading the renewable sector in Chile

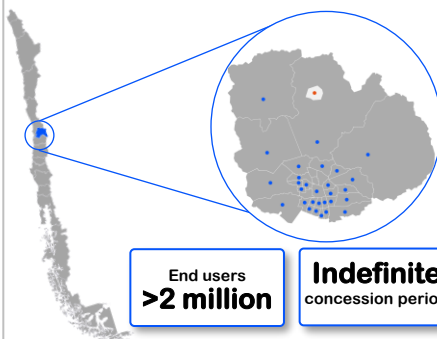
5.6 GW Renewable net installed capacity



8.0 GW Total net installed capacity

Grid infrastructure to enable electrification

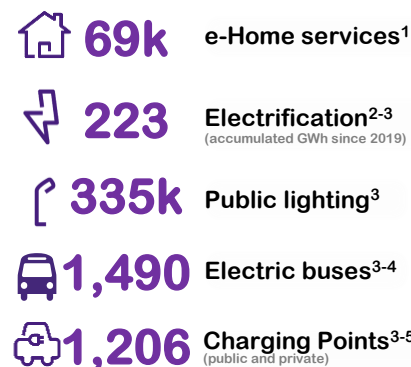
Distribution



Transmission



Electricity for a decarbonized future



1. Includes assistance services, air conditioning and photovoltaic panels; 2. Includes all e-buses, charging points, full electric buildings and air conditioning / heating sold; 3. Cumulative figures; 4. Considers e-buses supplied, managed and served by Enel X; 5. Public, private and served e-buses charging points.

Consolidated Financial Data

(US\$ mn)	FY 2020	FY 2021
Revenues ¹	3,406	3,762
EBITDA ¹⁻³	1,230	774
(US\$ mn)	Dec-20	Dec-21
Total Assets ²	9,282	11,156
Net Debt ²	3,525	4,637
Leverage	1.20	1.84

ESG Ratings

Agency	Rating 2021
S&P Global	88 (Scale from 0 to 100)
CDP	B (Scale from D- to A)
MSCI	AA (Scale from CCC to AAA)
FTSE Russell	4.6 (Scale from 0 to 5)
Moody's ESG Solutions	57 (Scale from 0 to 100)
ISS ESG	B (Scale from C- to A+)
REFINITIV	83 (Scale from 0 to 100)

Credit Rating - Investment Grade

International Ratings	
Standard & Poor's	BBB / Stable
Moody's	Baa2 / Stable
Fitch Ratings	A- / Stable
Local Ratings	
Fitch Ratings	AA+(cl) / Stable
Feller Rate	AA(cl) / Positive

1. Average exchange rate as of December, 2021: 759.06 CLP/USD

2. Final exchange rate as of December 30, 2021: 851.62 CLP/USD

3. Adjusted by the Coal Stock Impairment (CSI): 32 USD mn in Q4 21, 63 USD mn in FY 21, 7 USD mn in Q4 20 and 28 USD mn in FY20; and by Voluntary Retirement Program (VRP): 23 USD mn in FY 21 and the reorganizational cost in Q4 20 (5 USD mn)

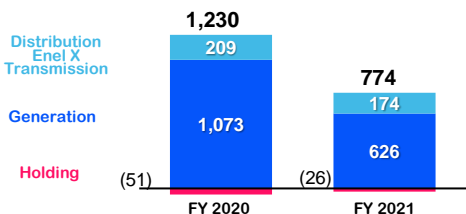
Enel Chile

Fact Sheet FY 2021



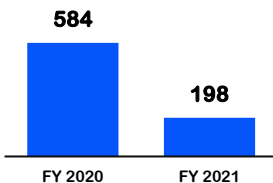
Adjusted EBITDA by Segment¹

USD mn



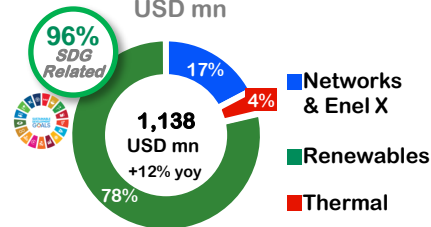
Adjusted Net Income¹

USD mn



Gross capex by business

USD mn



1. Adjusted by the coal stock impairment for Bocamina II, the voluntary retirement plan and the impairment readjustment: EBITDA as of FY 2021 (86 USD mn) and the net effect in Net income (85 USD mn). FY 2020 adjusted by the coal stock impairment for Bocamina II, reorganizational costs and impairment readjustment (33 USD mn) and the net effect in Net income (651 USD mn).

Distribution Business

	FY 2020	FY 2021		FY 2020	FY 2021
Clients (mn)	2.0	2.0	SAIDI ² (min.)	165	146
Energy Distributed (TWh) ¹	15.5	16.3	Energy losses (%)	5.2	5.2
Telecontrol (#'000)	2.4	2.7	Collection (%)	97	98

Improving our client's journey through new digitalized channels...



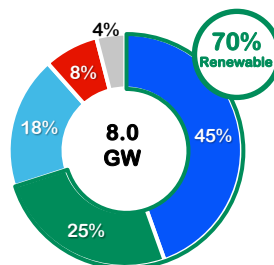
2 mn Clients served
77% Digital payments
449k E-Billings
541k Clients APP users
90 Clients digital interactions



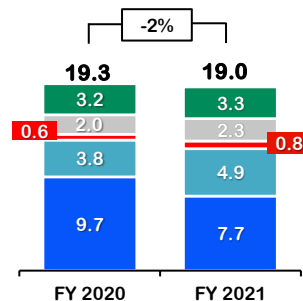
1. Data only for Enel Distribution concession area. Includes transmission tolls
 2. Due to the unbundling law, implemented since Jan 1, 2021 in Enel Distribución, SAIDI of 2020 excludes the transmission business SAIDI of 5 min

Generation Business

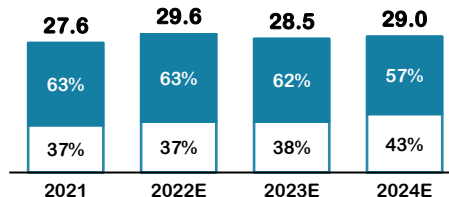
Net installed capacity



Generation Mix (TWh)



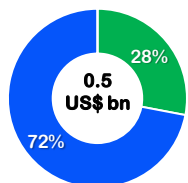
PPAs profile (TWh)



Legend: Regulated Customers (light blue), Free Market (dark blue)

Enel Chile consolidated Net Debt USD 4,637 mn

Liquidity position (USD Bn)



US denominated Gross Debt **97%**
 Fixed rated gross debt **82%**
 Average debt maturity **6 years**
 Cost of debt **4.4%**

21% SDG linked instruments
52% Target 2024

Debt Maturities (USD Bn)

