

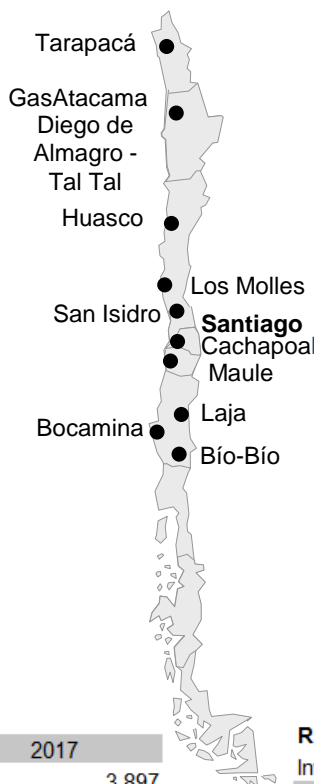
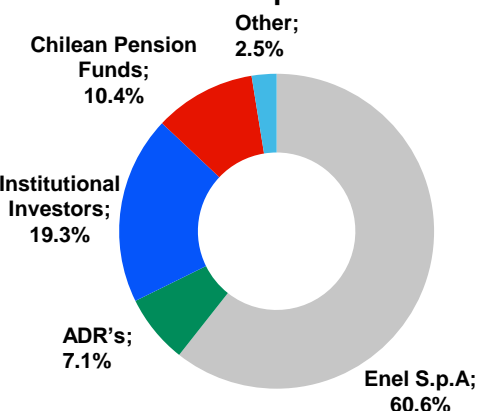
Fact Sheet 2017

Enel Chile

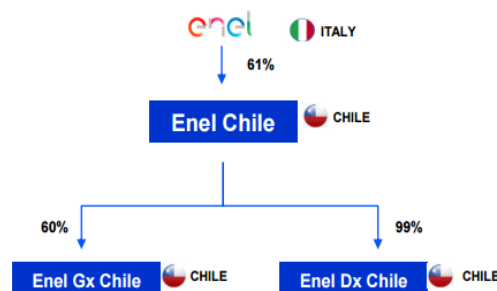
- We are an integrated utility company with operations in Chile.
- We are engaged in the electricity Distribution and Generation businesses.
- Enel Chile is controlled by the Enel Group, one of the largest power companies in Europe.



Ownership Structure



Organization



CHILE
Generation / Enel Generación Chile
 Installed Capacity 6,351 MW
 Market Share Gx 34.2%

1: In terms of Energy Sales

CHILE
Distribution / Enel Distribución Chile
 Customers 1.9 Million
 Sales 16.4 TWh

Consolidated Financial Data

(US\$ million)	2016	2017
Revenues	3,915	3,897
EBITDA	1,179	1,139
(US\$ million)	2016	2017
Total Assets	8,782	9,264
Net Debt	906	590
Leverage	0.56	0.50
(US\$ million)	2016	2017
Financial Exp. Coverage	17.56	16.77

Figures in US\$ as reported in the respective Press Releases

Risk Rating Classification

Investment Grade	International Ratings
Standard & Poor's	BBB+ with stable outlook
Local Ratings	
Fitch Ratings	AA(cl) / Positive
Feller Rate	AA / Stable

Relevant Stocks Presence

Enel Chile			Enel Generación Chile			Enel Distribución Chile		
Stock Market	Ticker Symbol	Price FY 2017 ²	Stock Market	Ticker Symbol	Price FY 2017 ²	Stock Market	Ticker Symbol	Price FY 2017 ²
Bolsa de Santiago	ENELCHILE	72.81 (CLP/Share)	Bolsa de Santiago	ENELGXCH	556.87 (CLP/Share)	Bolsa de Santiago	ENELDXCH	1250.00 (CLP/Share)
NYSE	ENIC	5.68 (USD/ADR)	NYSE	EOCC	26.91 (USD/ADR)			

2: Closing price as of December 31, 2017

Distribution

- Represents 23% of our consolidated EBITDA
- Energy sales: 16.4 TWh
- Clients: 1.9 million

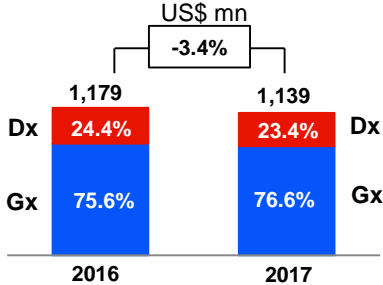


Generation

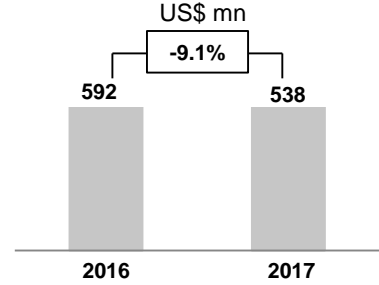
- Represents 77% of our consolidated EBITDA
- Energy sales: 23.4 TWh
- Installed Capacity: 6.4 GW



EBITDA by Segment¹



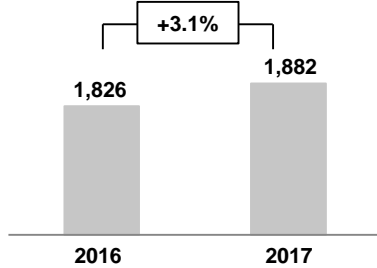
Net Income¹



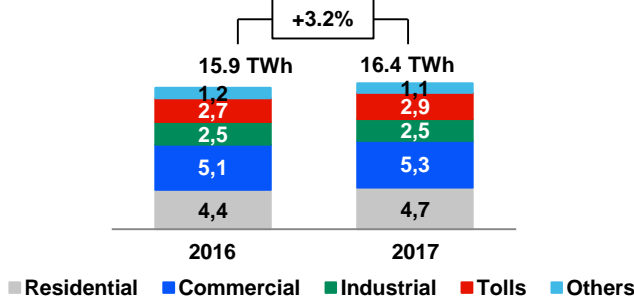
1: Proforma Financial Statement includes 12 months in 2016 for a better understanding

Distribution Business

57 thousands New Clients

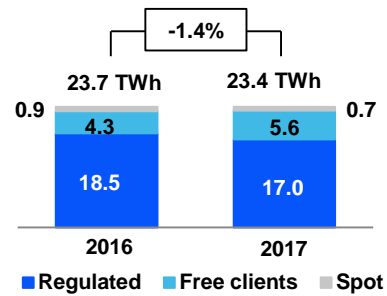


Physical sales by type of client

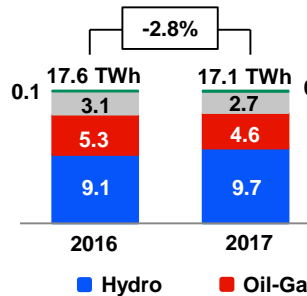


Generation Business

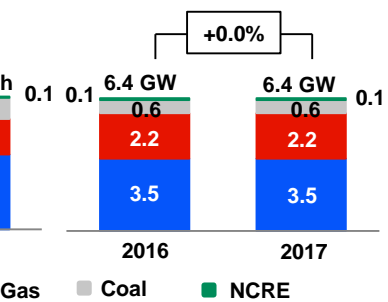
Energy Sales



Generation Mix

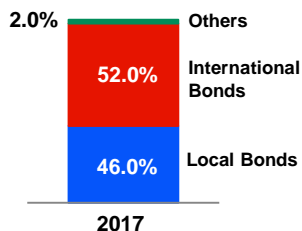


Installed capacity

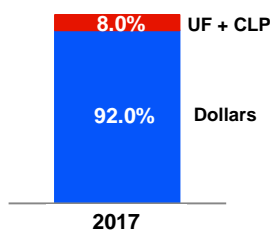


Gross Debt US\$ 1,272 million

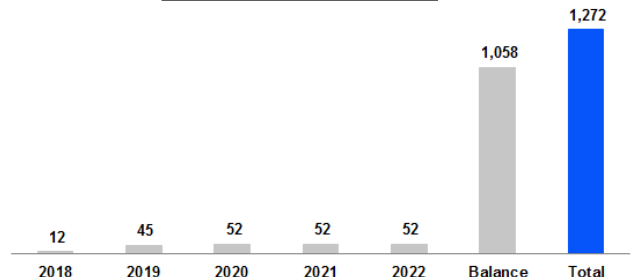
Gross Debt by Type



Gross Debt by Currency



Debt Maturities US\$ Million



Liquidity breakdown;

- Cash: US\$ 682 mn
- Committed Credit Lines: US\$ 324 mn
- Average life of debt: 10 years