

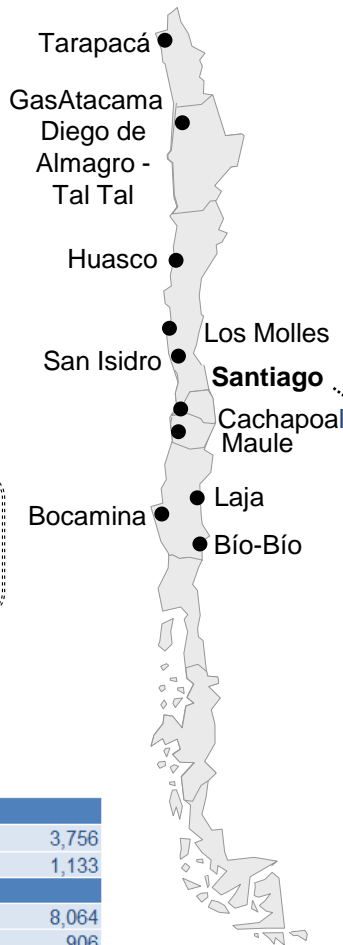
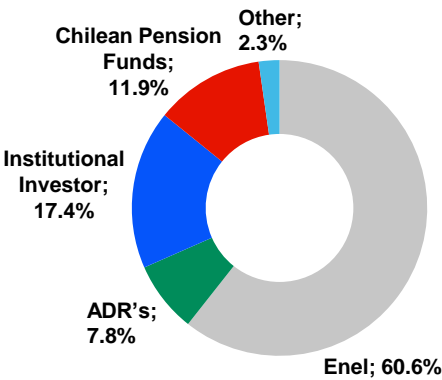
# Fact Sheet 2016

## Enel Chile

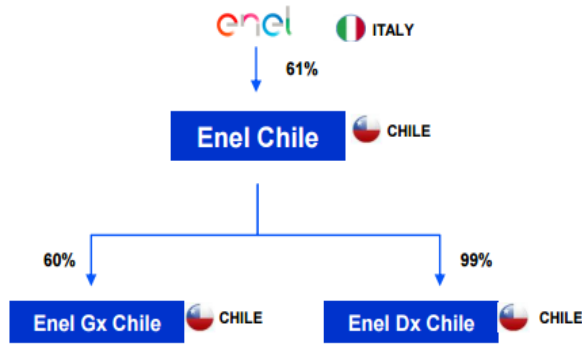
- We are an integrated utility company with presence in Chile.
- We are engaged in the electricity Distribution and Generation businesses.
- Enel Chile is controlled by the ENEL Group, a worldwide energy leader.



### Ownership Structure



### Organization



**CHILE**  
**Generation / Enel Generación Chile**  
 Installed Capacity 6.4 TWh  
 Market Share Gx 34.9%

**CHILE**  
**Distribution / Enel Distribución Chile**  
 Customers 1.8 Million  
 Sales 15.9 TWh

### Consolidated Financial Data

(US\$ million)	FY 2015	FY 2016
Revenues	3,545	3,756
EBITDA	998	1,133
(US\$ million)	FY 2015	FY 2016
Total Assets	7,499	8,064
Net Debt	1,071	906
Leverage	0.66	0.56
(US\$ million)	FY 2015	FY 2016
Financial Exp. Coverage	6.06	16.17

Figures in US\$ as reported in respective Press Releases

### Risk Rating Classification

Investment Grade	
International Ratings	
Standard & Poor's	BBB+ with stable outlook
Local Ratings	
Feller Rate	AA(c1) / Stable
Fitch Ratings	AA / Positive

### Relevant Stock Presence

Stock Market	Ticker Symbol	Price FY 2016 <sup>1</sup>
Bolsa de Santiago	ENELCHILE	61.30 (CLP/Share)
NYSE	ENIC	4.49 (USD/ADR)

<sup>1</sup> Closing price as of December 31, 2016



# Distribution

- Represents 24% of our consolidated EBITDA
- Total sales: 15.9 TWh
- Total clients: 1.8 million

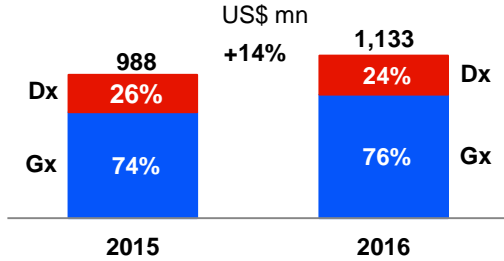


# Generation

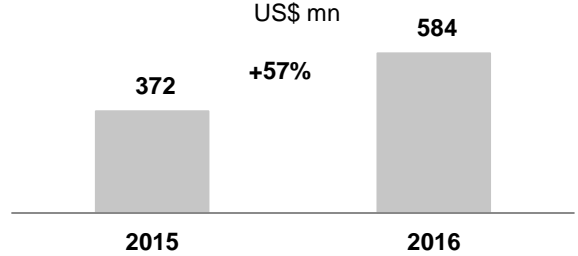
- Represents 76% of our consolidated EBITDA
- Total sales: 23.7 TWh
- Total Installed Capacity: 6.4 TWh



## EBITDA by Segment

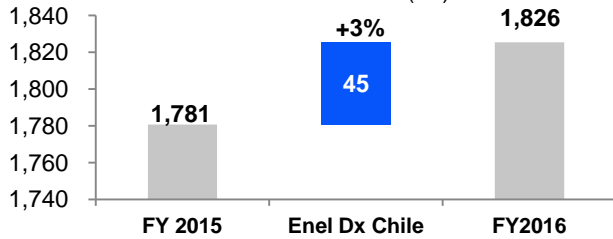


## Net Income

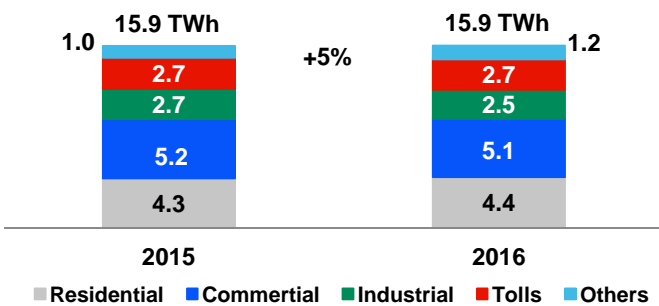


## Distribution

45 thousands New Clients  
Number of clients (Th)

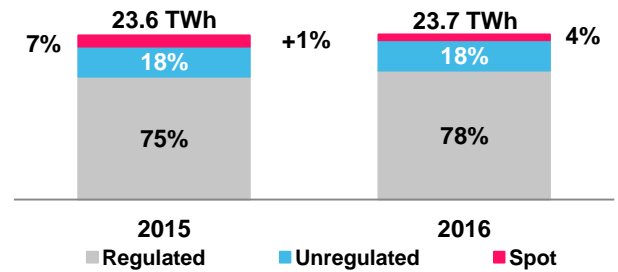


## Physical sales by type of client

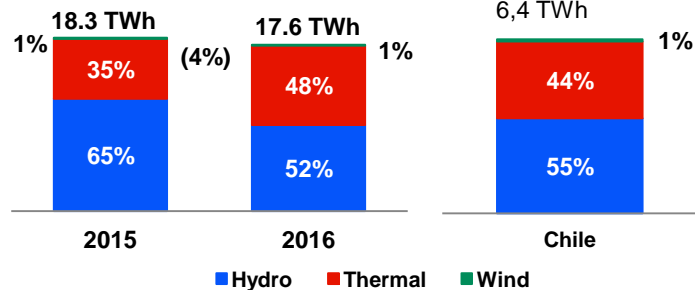


## Generation

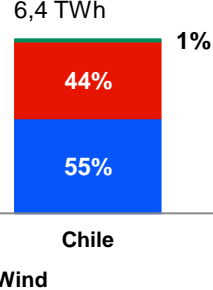
### Energy Sales



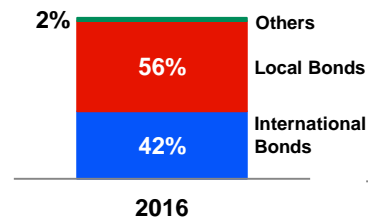
### Generation Mix



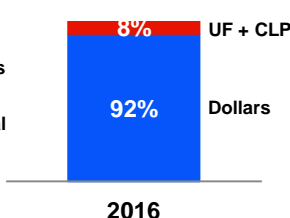
### Installed capacity



## Gross Debt by Type

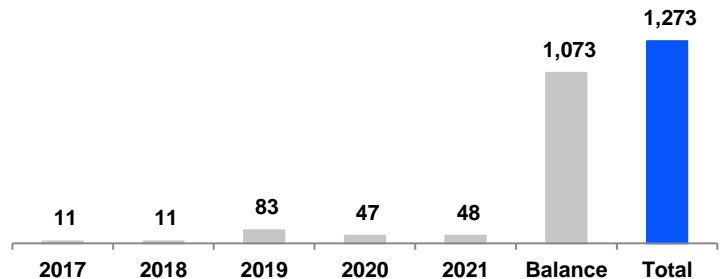


## Gross Debt by Currency



## Gross Debt US\$ 1,478 million

### Debt Maturities US\$ Million



## Liquidity breakdown;

- Cash: US\$ 367 mn
- Committed Credit Lines: US\$ 512 mn
- Average life of debt: 11 years